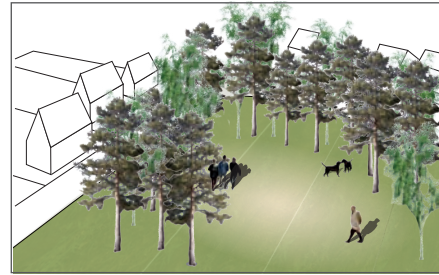
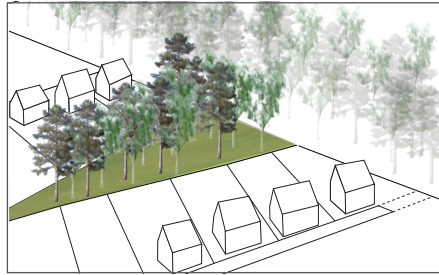
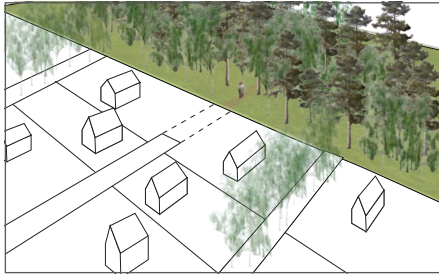


CLOSER TO NATURE



Edges

The interface between An Camas Mòr and the surrounding landscape would be made of a woodland shelter, at least 30m wide. These would contain wildlife habitats as well as providing space for informal play. The varied character would include trees with a shrubby understorey. The dwellings situated along the edges would enjoy a very strong relationship with the natural environment.

Wedges

These would have a more open character than the edges but bring the wilder landscaping deeper into the settlement. These would also extend the feeling of living closer to nature to more dwellings.

Boggy Clearing

A distinctive place in the existing planted woodland is the unusual circular clearing with its little bog. In order to preserve this as a special place, a good deal of the surrounding trees would be kept to maintain the context.

Forest track

One of the most distinct man-made landscape features on the site is the straight track running North-South through the area of planted forest. The contrast between the length of the track and the height of the tree would make for a special experience. It would be proposed to maintain a wooded area each side of the track, the line of which would become a main access route to the High Street and give an effective landscape connection right into the heart of the settlement.

